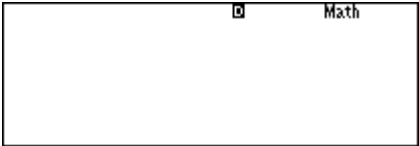


Module 6 : Statistics

Part A – The Statistics mode (STAT)

When you first turn on the calculator it is in COMP or computation mode.



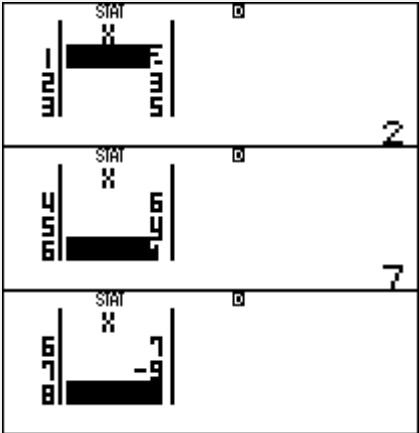
To change modes press **MODE**, followed by the number 2.



Each one of the choices will do something different. We will be focusing on the first choice
1: 1- VAR(1-Variable statistics) to find the mean.

1: 1-VAR

To enter the data into a data table without the frequency press **1** (1-VAR) and enter the numbers you want to find the mean of and press **=** after each. Each number has a frequency of 1. We will see next how to enter frequency.
{2, 3, 5, 6, 4, 7, -9}

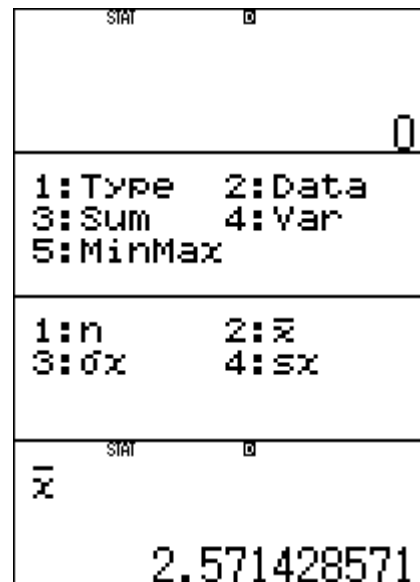


To find the mean press

AC **SHIFT** **1** (STAT) **4** (4:Var)

2 (2: \bar{x} MEAN) **=**.

The mean is 2.5714...



To find the mean using statistics with frequencies, first turn on the frequencies by pressing

AC **ALPHA** **MODE** **▼** **3** (STAT) **1** (1:ON)

SHIFT **1** (STAT) **2** (Data).

